

Power supply unit - UNO-PS/1AC/24DC/150W - 2904376

Rețineți că datele furnizate aici sunt luate din catalogul online. Pentru informații și date complete, consultați documentația de utilizare. În cazul descărcărilor de pe internet se aplică Termenii și condițiile de utilizare generale.
(<http://download.phoenixcontact.de>)



Primary-switched UNO power supply for DIN rail mounting, input: 1-phase, output: 24 V DC/150 W

Descriere articol

UNO POWER power supplies - compact with basic functionality

Thanks to their high power density, compact UNO POWER power supplies offer the ideal solution for loads up to 150 W, particularly in compact control boxes. The power supply units are available in various performance classes and overall widths. Their high degree of efficiency and low idling losses ensure a high level of energy efficiency.


Caracteristici articol

- Flexible mounting by simply snapping onto the DIN rail
- More space in the control cabinet with up to 20 % higher power density
- Maximum energy efficiency, thanks to over 90 % efficiency and extremely low idling losses under 0.3 W
- Outdoor installation, thanks to the wide temperature range from -25°C to +70°C

RoHS



Date comerciale

Unitate de ambalare	1 buc
GTIN	 4 046356 897099
GTIN	4046356897099

Date tehnice

Dimensions

Width	37 mm
Height	130 mm
Depth	125 mm
Installation distance right/left	0 mm / 0 mm
Installation distance top/bottom	30 mm / 30 mm

Ambient conditions

Degree of protection	IP20
Inflammability class in acc. with UL 94 (housing / terminal blocks)	V0

Power supply unit - UNO-PS/1AC/24DC/150W - 2904376

Date tehnic

Ambient conditions

Ambient temperature (operation)	-25 °C ... 70 °C (> 55 °C Derating: 2.5 %/K)
Ambient temperature (start-up type tested)	-25 °C
Ambient temperature (storage/transport)	-40 °C ... 85 °C
Max. permissible relative humidity (operation)	≤ 95 % (at 25 °C, non-condensing)
Climatic class	3K3 (in acc. with EN 60721)
Degree of pollution	2

Input data

Nominal input voltage range	100 V AC ... 240 V AC
Input voltage range	85 V AC ... 264 V AC
AC frequency range	50 Hz ... 60 Hz
Frequency range (f_N)	50 Hz ... 60 Hz #10 %
Current consumption	1.66 A (100 V AC)
	0.68 A (240 V AC)
Nominal power consumption	164.7 VA
Inrush current	< 50 A (typical)
Mains buffering time	> 20 ms (120 V AC)
	> 20 ms (230 V AC)
Input fuse	2.5 A (slow-blow, internal)
Recommended breaker for input protection	6 A ... 16 A (Characteristics B, C, D, K)
Power factor (cos phi)	0.97
Type of protection	Transient surge protection
Protective circuit/component	Varistor

Output data

Nominal output voltage	24 V DC ±1 %
Setting range of the output voltage (U_{Set})	24 V DC ... 28 V DC ±1 %
Nominal output current (I_N)	6.25 A (-25 °C ... 55 °C)
Derating	55 °C ... 70 °C (2.5%/K)
Connection in parallel	Yes, for redundancy and increased capacity
Connection in series	No
Feedback voltage resistance	< 35 V DC
Protection against overvoltage at the output (OVP)	≤ 35 V DC
Control deviation	< 1 % (change in load, static 10 % ... 90 %)
	< 2 % (change in load, dynamic 10 % ... 90 %)
	< 0.1 % (change in input voltage ±10 %)
Residual ripple	< 40 mV _{PP} (with nominal values)
Output power	150 W
Typical response time	< 1 s
Maximum power dissipation in no-load condition	< 1.2 W
Power loss nominal load max.	< 9.7 W

Power supply unit - UNO-PS/1AC/24DC/150W - 2904376

Date tehnic

General

Net weight	0.5 kg
Efficiency	typ. 91 % (120 V AC)
	typ. 94 % (230 V AC)
MTBF (IEC 61709, SN 29500)	> 868000 h (40 °C)
Insulation voltage input/output	4 kV AC (type test)
	3 kV AC (routine test)
Degree of protection	IP20
Protection class	II (in closed control cabinet)
Inflammability class in acc. with UL 94 (housing / terminal blocks)	V0
Housing material	Polycarbonate
Foot latch material	POM (Polyoxymethylen)
Mounting position	horizontal DIN rail NS 35, EN 60715
Assembly instructions	alignable: 0 mm horizontally, 30 mm vertically

Connection data, input

Connection method	Screw connection
Conductor cross section solid min.	0.2 mm ²
Conductor cross section solid max.	2.5 mm ²
Conductor cross section flexible min.	0.2 mm ²
Conductor cross section flexible max.	2.5 mm ²
Conductor cross section AWG min.	24
Conductor cross section AWG max.	14
Stripping length	8 mm
Screw thread	M3

Connection data, output

Connection method	Screw connection
Conductor cross section solid min.	0.2 mm ²
Conductor cross section solid max.	2.5 mm ²
Conductor cross section flexible min.	0.2 mm ²
Conductor cross section flexible max.	2.5 mm ²
Conductor cross section AWG min.	24
Conductor cross section AWG max.	14
Stripping length	8 mm
Screw thread	M3

Standards

EMC requirements for noise immunity	EN 61000-6-1
	EN 61000-6-2
EMC requirements for noise emission	EN 61000-6-3
	EN 61000-6-4
Standard - Safety of transformers	EN 61558-2-16

Power supply unit - UNO-PS/1AC/24DC/150W - 2904376

Date tehnic

Standards

Standard - Electrical safety	IEC 62368-1/VDE 0805 (SELV)
Standard – Electronic equipment for use in electrical power installations and their assembly into electrical power installations	EN 50178/VDE 0160 (PELV)
Standard – Safety extra-low voltage	IEC 62368-1 (SELV) und EN 60204-1 (PELV)
Standard - Safe isolation	DIN VDE 0100-410
Standard – Limitation of mains harmonic currents	EN 61000-3-2
Mains variation/undervoltage	EN 61000-4-11

Conformance/approvals

UL approvals	UL/C-UL listed UL 508
	UL/C-UL Listed ANSI/ISA-12.12.01 Class I, Division 2, Groups A, B, C, D T4 (Hazardous Location)
	UL/C-UL Recognized UL 60950-1
CSA	CAN/CSA-C22.2 No. 60950-1-07
	CSA-C22.2 No. 107.1-01
	CAN/CSA-C22.2 No. 213 Class I, Division 2, Groups A, B, C, D T4 (Hazardous Location)

EMC data

Electromagnetic compatibility	Conformance with EMC Directive 2014/30/EU
Low Voltage Directive	Conformance with Low Voltage Directive 2014/35/EC
Electrostatic discharge	EN 61000-4-2
Contact discharge	6 kV (Test Level 3)
Discharge in air	8 kV (Test Level 3)
Electromagnetic HF field	EN 61000-4-3
Frequency range	80 MHz ... 1 GHz
Test field strength	10 V/m (Test Level 3)
Frequency range	1 GHz ... 2 GHz
Test field strength	10 V/m (Test Level 3)
Frequency range	2 GHz ... 3 GHz
Test field strength	10 V/m (Test Level 3)
Comments	Criterion A
Fast transients (burst)	EN 61000-4-4
Input	4 kV (Test Level 4 - asymmetrical)
Output	2 kV (Test Level 3 - asymmetrical)
Comments	Criterion A
Surge voltage load (surge)	EN 61000-4-5
Input	2 kV (Test Level 3 - symmetrical)
	4 kV (Test Level 4 - asymmetrical)
Output	1 kV (Test Level 2 - symmetrical)
	2 kV (Test Level 3 - asymmetrical)
Comments	Criterion A
Conducted interference	EN 61000-4-6

Power supply unit - UNO-PS/1AC/24DC/150W - 2904376

Date tehnice

EMC data

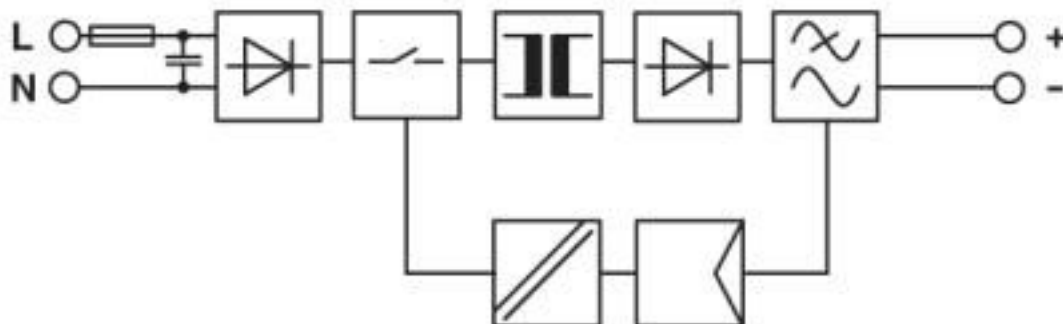
Frequency range	0.15 MHz ... 80 MHz
Voltage	10 V (Test Level 3)
Comments	Criterion A
Voltage dips	EN 61000-4-11
Criterion A	Normal operating behavior within the specified limits.
Criterion B	Temporary impairment to operational behavior that is corrected by the device itself.

Environmental Product Compliance

REACH SVHC	Lead 7439-92-1
China RoHS	Environmentally Friendly Use Period = 25;
	For details about hazardous substances go to tab "Downloads", Category "Manufacturer's declaration"

Desene

Block diagram



Aprobări

Aprobări

Aprobări

UL Listed / UL Recognized / cUL Recognized / IECCE CB Scheme / cUL Listed / EAC / cULus Recognized / cULus Listed


Aprobări EX

UL Listed / cUL Listed / cULus Listed

Detalii de aprobare


Power supply unit - UNO-PS/1AC/24DC/150W - 2904376

Aprobări

UL Listed		http://database.ul.com/cgi-bin/XYV/template/LISEXT/1FRAME/index.htm	FILE E 123528
-----------	---	---	---------------


UL Recognized		http://database.ul.com/cgi-bin/XYV/template/LISEXT/1FRAME/index.htm	FILE E 214596
---------------	---	---	---------------

cUL Recognized		http://database.ul.com/cgi-bin/XYV/template/LISEXT/1FRAME/index.htm	FILE E 214596
----------------	---	---	---------------

IECEE CB Scheme		http://www.iecee.org/	DK-42308-UL
-----------------	---	---	-------------

cUL Listed		http://database.ul.com/cgi-bin/XYV/template/LISEXT/1FRAME/index.htm	FILE E 123528
------------	---	---	---------------

EAC			RU*DE*08.B.01873/19
-----	---	--	---------------------

cULus Recognized			
------------------	---	--	--

cULus Listed			
--------------	---	--	--

Accesorii

Accesorii

Device circuit breakers

Electronic device circuit breaker - CBMC E4 24DC/1-4A NO - 2906031



Multi-channel electronic device circuit breaker for protecting four loads at 24 V DC in the event of overload and short circuit. With electronic locking of the set nominal currents. For installation on DIN rails.

Power supply unit - UNO-PS/1AC/24DC/150W - 2904376

Accesorii

Electronic device circuit breaker - CBMC E4 24DC/1-10A NO - 2906032



Multi-channel electronic device circuit breaker for protecting four loads at 24 V DC in the event of overload and short circuit. With electronic locking of the set nominal currents. For installation on DIN rails.

Device protection

Type 3 surge protection device - PLT-SEC-T3-230-FM-UT - 2907919



Type 2/3 surge protection, consisting of protective plug and base element with screw connection. For single-phase power supply network with integrated status indicator and remote signaling. Nominal voltage 230 V AC/DC.

Type 3 surge protection device - PLT-SEC-T3-24-FM-UT - 2907916



Type 3 surge protection, consisting of protective plug and base element, with integrated status indicator and remote signaling for single-phase power supply networks. Nominal voltage 24 V AC/DC.

Redundancy module

Redundancy module - UNO-DIODE/5-24DC/2X10/1X20 - 2905489



Redundancy module, 5 V - 24 V DC, 2 x 10 A, 1 x 20 A.

Phoenix Contact 2020 © - all rights reserved
<http://www.phoenixcontact.com>

PHOENIX CONTACT ROMANIA
Splaiul Unirii 165 Timpuri Noi Square TNO1, Etaj 1
Bucuresti 030133
Romania
+40 21 350 88 12 - 3
+40 37 448 56 32 - 7
<http://www.phoenixcontact.ro>