

Redundancy module - TRIO-DIODE/12-24DC/2X10/1X20 - 2866514

Rețineți că datele furnizate aici sunt luate din catalogul online. Pentru informații și date complete, consultați documentația de utilizare. În cazul descărcărilor de pe internet se aplică Termenii și condițiile de utilizare generale.
(<http://download.phoenixcontact.de>)



Redundancy module with function monitoring, 12 ... 24 V DC, 2x 10 A, 1x 20 A

Descriere articol

TRIO DIODE is the DIN-rail mountable redundancy module from the TRIO POWER product range.

Using the redundancy module, it is possible for two power supply units of the same type connected in parallel on the output side to increase performance or for redundancy to be 100 % isolated from one another.

Redundant systems are used in systems that place particularly high demands on operational reliability. The connected power supply units must be large enough that the total current requirements of all loads can be met by one power supply unit. The redundant structure of the power supply therefore ensures long-term, permanent system availability.


In the event of an internal device fault or failure of the mains power supply on the primary side, the other device automatically takes over the entire power supply of the loads without interruption. The floating signal contact and LED immediately indicate the loss of redundancy.

Caracteristici articol

- Flexible mounting by simply snapping onto the DIN rail
- Save energy
- Rugged design
- Permanent monitoring of redundancy
- Consistent redundancy up to the load



Date comerciale

Unitate de ambalare	1 buc
GTIN	 4 046356 492034
GTIN	4046356492034

Date tehnice

Dimensions

Width	32 mm
Height	130 mm
Depth	115 mm
Installation distance right/left	0 mm / 0 mm

Redundancy module - TRIO-DIODE/12-24DC/2X10/1X20 - 2866514

Date tehnic

Dimensions

Installation distance top/bottom	50 mm / 50 mm
----------------------------------	---------------

Ambient conditions

Degree of protection	IP20
Ambient temperature (operation)	-25 °C ... 70 °C (> 55° C derating : 2.5%/K)
Ambient temperature (storage/transport)	-40 °C ... 85 °C
Max. permissible relative humidity (operation)	≤ 95 % (at 25 °C, non-condensing)
Climatic class	3K3 (in acc. with EN 60721)
Degree of pollution	2

Input data

Nominal input voltage range	12 V DC ... 24 V DC
Input voltage range	10 V DC ... 30 V DC
Nominal input current	2x 10 A (-25 °C ... 55 °C)
	1x 20 A (-25 °C ... 55 °C)
Maximum input current	2x 15 A (-25°C ... 40°C)
	1x 30 A (-25°C ... 40°C)

Output data

Setting range of the output voltage (U_{Set})	12 V DC ... 24 V DC
Nominal output current (I_N)	20 A (Increasing power)
	10 A (Redundancy)
Derating	55 °C ... 70 °C (2.5%/K)
Connection in series	No
Power loss nominal load max.	7 W ($I_{OUT} = 10 A$)

General

Net weight	0.37 kg
Efficiency	> 97 %
	> 10000000 h (40 °C)
Degree of protection	IP20
Protection class	III
Housing material	Steel sheet, zinc-plated
Mounting position	horizontal DIN rail NS 35, EN 60715
Assembly instructions	alignable: horizontally 0 mm, vertically 50 mm

Connection data, input

Connection method	Screw connection
Conductor cross section solid min.	0.2 mm ²
Conductor cross section solid max.	2.5 mm ²
Conductor cross section flexible min.	0.2 mm ²
Conductor cross section flexible max.	2.5 mm ²
Conductor cross section AWG min.	24

Redundancy module - TRIO-DIODE/12-24DC/2X10/1X20 - 2866514

Date tehnic

Connection data, input

Conductor cross section AWG max.	14
Stripping length	9 mm
Screw thread	M2,5

Connection data, output

Connection method	Screw connection
Conductor cross section solid min.	0.5 mm ²
Conductor cross section solid max.	6 mm ²
Conductor cross section flexible min.	0.5 mm ²
Conductor cross section flexible max.	4 mm ²
Conductor cross section AWG min.	20
Conductor cross section AWG max.	10
Stripping length	14 mm
Screw thread	M3

Connection data for signaling

Conductor cross section solid min.	0.2 mm ²
Conductor cross section solid max.	2.5 mm ²
Conductor cross section flexible min.	0.2 mm ²
Conductor cross section flexible max.	2.5 mm ²
Conductor cross section AWG min.	24
Conductor cross section AWG max.	14
Screw thread	M2,5

Standards

EMC requirements for noise immunity	EN 61000-6-1
	EN 61000-6-2
EMC requirements for noise emission	EN 61000-6-3
	EN 61000-6-4
Standard - Electrical safety	EN 60950-1/VDE 0805 (SELV)
Standard – Electronic equipment for use in electrical power installations and their assembly into electrical power installations	EN 50178/VDE 0160 (PELV)
Standard – Safety extra-low voltage	IEC 60950-1 (SELV) and EN 60204-1 (PELV)
Standard - Safe isolation	DIN VDE 0100-410
Standard – Protection against shock currents, basic requirements for protective separation in electrical equipment	EN 50178

Conformance/approvals

UL approvals	UL/C-UL listed UL 508
	UL/C-UL Recognized UL 60950-1

EMC data

Electromagnetic compatibility	Conformance with EMC Directive 2014/30/EU
Low Voltage Directive	Conformance with Low Voltage Directive 2014/35/EC

Redundancy module - TRIO-DIODE/12-24DC/2X10/1X20 - 2866514

Date tehnice

EMC data

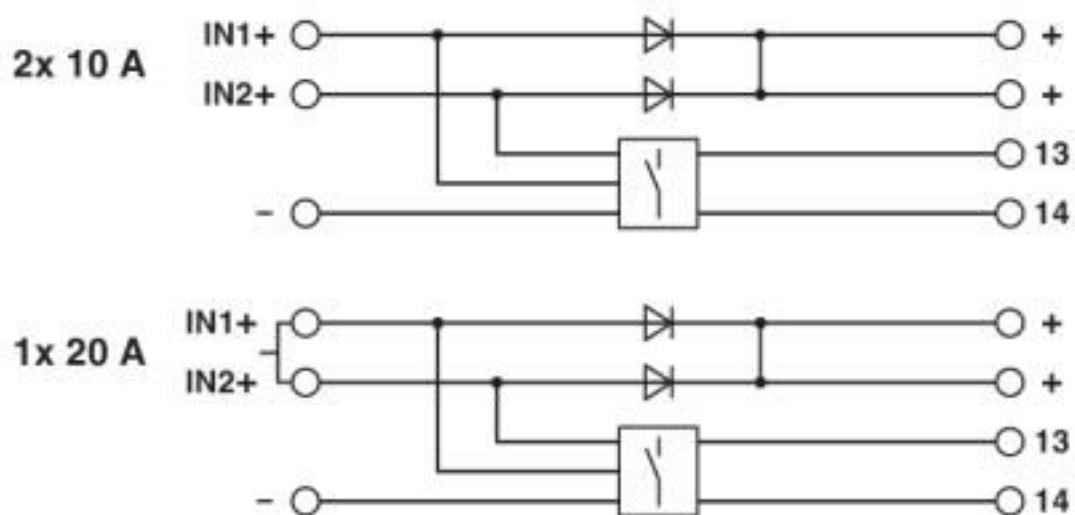
Electrostatic discharge	EN 61000-4-2
Electromagnetic HF field	EN 61000-4-3
Fast transients (burst)	EN 61000-4-4
Surge voltage load (surge)	EN 61000-4-5
Conducted interference	EN 61000-4-6

Environmental Product Compliance

China RoHS	Environmentally Friendly Use Period = 25;
	For details about hazardous substances go to tab "Downloads", Category "Manufacturer's declaration"

Desene

Block diagram



Aprobări

Aprobări

Aprobări

DNV GL / BV / LR / NK / ABS / RINA / UL Listed / UL Recognized / cUL Recognized / cUL Listed / EAC / EAC / cULus Recognized / cULus Listed

Aprobări EX


Detalii de aprobare

Redundancy module - TRIO-DIODE/12-24DC/2X10/1X20 - 2866514

Aprobări


DNV GL		https://approvalfinder.dnvgl.com/	TAA000011F
--------	---	---	------------

BV		http://www.veristar.com/portal/veristarinfo/generalinfo/approved/approvedProducts/equipmentAndMaterials	36077/B0 BV
----	---	---	-------------

LR		http://www.lr.org/en	14-20005
Nominal voltage UN		500 V	
Nominal current IN		41 A	
mm ² /AWG/kcmil		6	

NK	ClassNK	http://www.classnk.or.jp/hp/en/	14A002
Nominal voltage UN		500 V	
Nominal current IN		63 A	
mm ² /AWG/kcmil		10	

ABS	http://www.eagle.org/eagleExternalPortalWEB/	20-2022537-PDA
-----	---	----------------

RINA		http://www.rina.org/en	ELE266118XG
------	---	---	-------------


UL Listed		http://database.ul.com/cgi-bin/XYV/template/LISEXT/1FRAME/index.htm	FILE E 123528
-----------	---	---	---------------

UL Recognized		http://database.ul.com/cgi-bin/XYV/template/LISEXT/1FRAME/index.htm	FILE E 211944
---------------	---	---	---------------

cUL Recognized		http://database.ul.com/cgi-bin/XYV/template/LISEXT/1FRAME/index.htm	FILE E 211944
----------------	---	---	---------------


Redundancy module - TRIO-DIODE/12-24DC/2X10/1X20 - 2866514


Aprobări

cUL Listed		http://database.ul.com/cgi-bin/XYV/template/LISEXT/1FRAME/index.htm	FILE E 123528
------------	---	---	---------------

EAC		EAC-Zulassung
-----	---	---------------

EAC		RU*DE*08.B.01873/19
-----	---	---------------------

cULus Recognized	
------------------	---

cULus Listed	
--------------	---

Phoenix Contact 2020 © - all rights reserved
<http://www.phoenixcontact.com>

PHOENIX CONTACT ROMANIA
Splaiul Unirii 165 Timpuri Noi Square TNO1, Etaj 1
Bucuresti 030133
Romania
+40 21 350 88 12 - 3
+40 37 448 56 32 - 7
<http://www.phoenixcontact.ro>